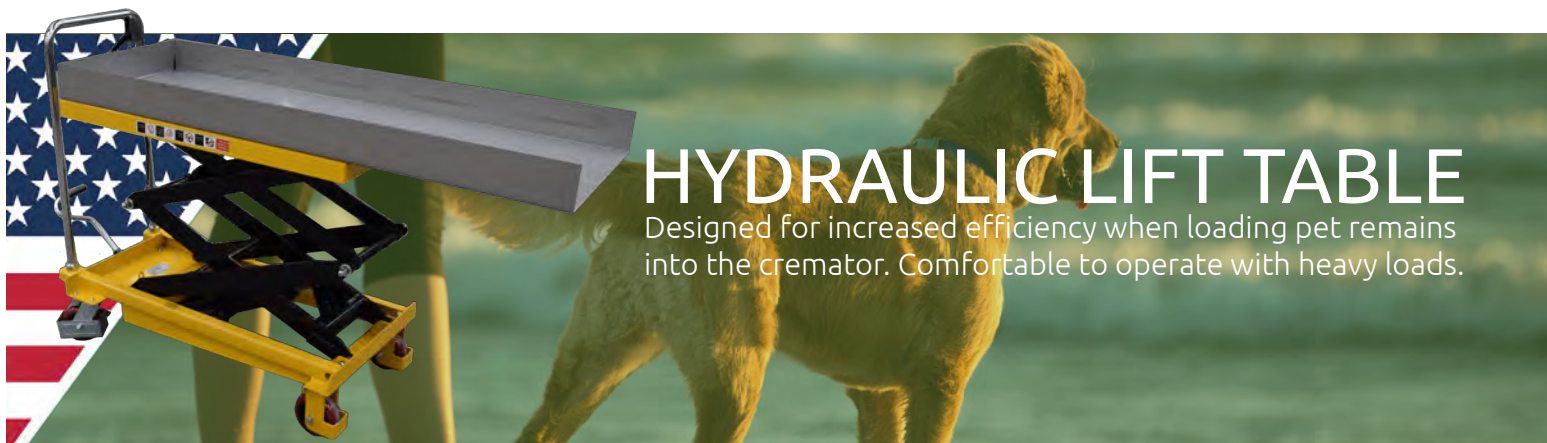
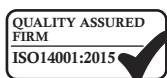



Pet Cremation



HYDRAULIC LIFT TABLE

Designed for increased efficiency when loading pet remains into the cremator. Comfortable to operate with heavy loads.



Accessory Features

The hydraulic lift table is a core addition for professional pet crematoriums. The lift table, with its fixed bed, is an essential accessory for the safe loading of pets up to the size of a large dog (maximum 771lbs).

The accessory comes with an easy to use foot pedal for increasing the height of the loading bed up to 51.5 inches. A pull lever is used to initiate the lowering of the table.

The hydraulic lift table offers ease of loading for pets, through its ergonomic design. Its design reduces the risks of operating near an open chamber.

This accessory perfectly complements all new and existing pet cremation businesses!



Tray Specification

Length (inches)	55-PET/71-A50
Width (inches)	19.5
Depth (inches)	4



Ergonomically Friendly

Ergonomically designed using the latest computer technology and manufacturing skills. The lift table allows the operator to safely manoeuvre the pet from the chapel of rest to the cremator, limiting the risks, resulting from manual handling.

Having a light-weight steel construction, the hydraulic lift table has an easy to operate function and movement. The ideal equipment for complementing all of our pet cremation machines for the loading of most domestic pets.

Lift Table Specification

External Length (inches)	65-81
External Width (inches)	19.5
External Height (inches)	21 - 51.5
Weight (Approx. lbs)	551
Max Load Weight (lbs)	77

*We reserve the right to change the specification, dimensions and quality of materials from time to time, so long as the alteration is minor or an improvement to the said product.

